



Introductory Sub table (I) (a)									
Name of the Company : Gujarat Narmada Valley Fertilizers & Chemicals Limited									
BSE : 500670 NSE : GNFC EQ									
Scrip Code, Name of the Scrip, Class of Security : Equity Shares									
Quarter ended: 30th September, 2015									
Category code	Category of shareholder	Number of shareholders (II)	Total number of shares (IV)	Number of shares held in dematerialised form (V)	Total Shareholding as a percentage of total number of shares		Shares pledged or otherwise encumbered		(IX) = (VII)/(IV)*10
					As a percentage of (A+B) (VI)	As a percentage of (A+B+C) (VII)	Number of shares (VIII)	As a percentage (IX)	
(1)	(II)								
(A)	Shareholding of Promoter and Promoter Group								
(1)	Indian								
(a)	Individuals or Hindu undivided family								
(b)	Central government or State government(s)								
(c)	Bodies corporate	2	64006713	64005713	41.21	41.18			
(d)	Financial institutions or banks								
(e)	Description of Shareholder								
1	Any other (specify)								
	Indian shareholders 1								
	Total Others	0	0	0	0.00	0.00	0	0	0
	Sub Total (A) (1)	2	64006713	64005713	41.21	41.18	0	0	0
(2)	Foreign								
(a)	Non-resident individuals or foreign individuals								
(b)	Bodies corporate								
(c)	Institutions								
(d)	Qualified foreign investor								
(e)	Description of Shareholder								
1	Any other (specify)								
	Foreign shareholders 1								
	Total Others	0	0	0	0.00	0.00	0	0	0
	Sub-Total (A) (2)	2	64006713	64005713	41.21	41.18	0	0	0



Category code	Category of shareholder	Number of shareholders	Total number of shares	Number of shares held in dematerialised form	Total Shareholding as a percentage of total number of shares		Shares pledged or otherwise encumbered	
					As a percentage of (A+B)	As a percentage of (A+B+C)	Number of shares	As a percentage
(I)	(II)	(III)	(IV)	(V)	(VI)	(VII)	(VIII)	(IX) = (VIII)/(IV)*
(B)	Public Shareholding							
(I)	Institutions							
(a)	Mutual funds or UTI	16	3310135	3299985	2.13	2.13		2.13
(b)	Financial institutions or banks	47	21329105	21320604	13.73	13.72		13.72
(c)	Central government or State government(s)							
(d)	Venture capital funds							
(e)	Insurance companies							
(f)	Foreign institutional investors	38	19004435	19003185	12.24	12.23		12.23
(g)	Foreign venture capital investors							
(h)	Qualified foreign investor							
(i)	Nominated investors							
(j)	Market makers							
(k)	Any other (specify)							
1	Institutions Shareholders 1	19	212208	212208	0.14	0.14		0.14
2	Institutions Shareholders 2	1591	1237551	1237551	0.80	0.80		0.80
3	Institutions Shareholders 3	57	49751	49751	0.03	0.03		0.03
4	Institutions Shareholders 4	1	700	0	0.00	0.00		0.00
5	Institutions Shareholders 5	4	155039	155039	0.10	0.10		0.10
6	Institutions Shareholders 6	35	9004	999	0.01	0.01		0.01
7	Institutions Shareholders 7	2585	352826	600	0.23	0.23		0.23
	Total Others	4292	2017079	1656148	1.30	1.30		1.30
	Sub Total (B) (I)	4393	45660754	45279922	29.40	29.38		29.38



Category code	Category of shareholder	Number of shareholders	Total number of shares	Number of shares held in dematerialised form	Total Shareholding as a percentage of total number of shares		Shares pledged or otherwise encumbered		
					(III)	(IV)	(V)	(VI)	(VII)
(I)	(II)								
(2)	Non-Institutions								
(a)	Bodies corporate	1026	3710516	3678464		2.39			2.39
(b)	Individuals								
i	Individual shareholders holding nominal share capital up to Rs one lakh	234500	30591950	20950801		19.70			19.68
ii	Individual shareholders holding nominal share capital in excess of Rs one lakh	224	8236634	8236634		5.30			5.30
(c)	Qualified foreign investor								
(d)	Description of Shareholder								
1	Any other (specify)								
	Non-Institutions Shareholders 1	2989	2949778	1503647		1.90			1.90
2	Non-Institutions Shareholders 2	2	2717	2717		0.00			0.00
3	Non-Institutions Shareholders 3	1	168481	168481		0.11			0.11
	Total Others	2992	3120976	1674845		2.01			2.01
	Sub-total (B) (2)	238742	45660076	34540744		29.40			29.38
	Total Public Shareholding (B) = (B)(1)+(B)(2)	243135	91320830	79820666		58.79			58.76
	TOTAL (A)+(B)	243137	155327543	143826379		100.00			99.94
(C)	Shares held by custodians and against which depository								
(1)	Promoter and promoter group								
(2)	Public	1	91240	91240					0.06
	Total Shares held by Custodians (C)	1	91240	91240					0.06
	GRAND TOTAL (A)+(B)+(C)	243138	155418783	143917619					100.00




1) (b) Statement showing holding of securities (including shares, warrants, convertible securities) of persons belonging to the category "Promoter and Promoter Group"

r. No.	Name of the shareholder	Details of Shares held		Encumbered shares (*)		Details of warrants		Details of convertible securities		Total shares (including underlying shares assuming full conversion of warrants and convertible securities) as a % of diluted share capital
		Number of shares held	As a % of grand total (A)+(B)+(C)	No.	As a percentage (A)+(B)+(C) of sub-clause (I) (a)	Number of warrants held	As a % total number of warrants of the same class	Number of convertible securities held	As a % total number of convertible securities of the same class	
(I)	(II)	(III)	(IV)	(V)	(VI) = (V) / (III) * 100	(VII)	(IX)	(X)	(XI)	
1	Gujarat State Investments Ltd	332,27,546	21.38	0	0.00	0	0	0	0	21.38
2	Gujarat State Fertilizers & Chemicals Ltd	307,79,167	19.80	0	0.00	0	0	0	0	19.80
	TOTAL	640,06,713	41.18	0	0.00	0	0	0	0	41.18

*) The term "encumbrance" has the same meaning as assigned to it in regulation 28(3) of the SAST Regulations, 2011

2) (c) (i) Statement showing holding of securities (including shares, warrants, convertible securities) of persons belonging to the category of "Public" and holding more than 1% of the total number of shares

r. No.	Name of the shareholder	Number of shares held	Shares as a percentage of total number of shares {i.e., Grand Total (A)+(B)+(C) indicated in Statement at para (IX(a) above)}	Details of warrants		Details of convertible securities		Total shares (including underlying shares assuming full conversion of warrants and convertible securities) as a % of diluted share capital
				Number of warrants held	As a % total number of warrants of the same class	Number of convertible securities held	% w.r.t total number of convertible securities of the same class	
1	Life Insurance Corporation of India	14083612	9.06	0	0	0	0	9.06
2	Fidelity Puritan Trust-Fidelity low priced stock fund	13541878	8.71	0	0	0	0	8.71
3	General Insurance Corporation of India	4540053	2.92	0	0	0	0	2.92
4	The New India Assurance Company Ltd	2090613	1.35	0	0	0	0	1.35
5	Reliance Capital Trustee Co. Ltd A /c Reliance Mid & Small Cap Fund	2039975	1.31	0	0	0	0	1.31
6	Fidelity Northstar Fund	2090000	1.29	0	0	0	0	1.29
	TOTAL	382,96,131	24.64	0	0	0	0	24.64



Statement showing holding of securities (including shares, warrants, convertible securities) of persons (together with PAC) belonging to the category "Public" and holding more than 5% of the total number of shares of the company									
Sr. No.	Name of the shareholder	Number of shares held	Shares as a percentage of total number of shares {i.e., Grand Total (A)+(B)+(C) indicated in Statement at para (1)(a) above}	Number of warrants held	As a % total number of warrants of the same class	Number of convertible securities held	% w.r.t total convertible securities of the same class	Total shares (including underlying shares assuming full conversion of warrants and convertible securities) as a % of diluted share capital	
1	Life Insurance Corporation of India	140,83,612	9.06	0	0	0	0	9.06	
2	Fidelity Puritan Trust-Fidelity low priced stock fund	135,41,878	8.71	0	0	0	0	8.71	
3	Fidelity Northstar Fund	20,00,000	1.29					1.29	
	TOTAL	296,25,490	19.06	0	0	0	0	19.06	

Statement showing details of locked-in shares		
Sr. No.	Name of the shareholder	Number of locked-in shares
1	Nil	0
	TOTAL	0


Statement showing details of Depository Receipts (DRs)			
Sr. No.	Type of outstanding DR (ADRs, GDRs, DRs, etc.)	Number of outstanding DRs	Number of shares underlying outstanding DRs
1	GDRs	18,248	91,240
	TOTAL	18,248	91,240

Statement showing holding of Depository Receipts (DRs), where underlying shares held by "promoter/promoter group" are in excess of 1% of the total number of shares			
Sr. No.	Name of the DR Holder	Type of outstanding DR (ADRs, GDRs, SDRs, etc.)	Number of shares underlying outstanding DRs
1	Nil	0	0
	TOTAL	0	0

Statement showing the voting pattern of shareholders, if more than one class of shares / Securities is issued by the issuer
The shares/ securities issued by the Company are under the class of "Equity" and rank *pari passu* in all respects including voting rights

For Gujarat Narmada Valley Fertilizers & Chemicals Ltd.

Date : 16th October, 2015


R B Panchal
Company Secretary