

Shareholding pattern under Reg. 31 of SEBI (Listing Obligations and Disclosures Requirements) Regulations 2015 for the Quarter ended on 31st December, 2016

General Information about Company

Scrip code	500670
Name of the company	GUJARAT NARMADA VALLEY FERTILIZERS & CHEMICALS LTD
Class of Security	Equity Shares
Type of report	Quarterly
Quarter Ended	31-12-2016
Date of allotment / extinguishment (in case Capital Restructuring selected) / Listing Date	
Shareholding pattern filed under	Regulation 31 (1) (b)


Declaration : The Listed entity is required to submit the following declaration to the extent of submission of information:-

Sr.	Particular	Yes/No
1	Whether the Listed Entity has issued any partly paid up shares?	No
2	Whether the Listed Entity has issued any Convertible Securities ?	No
3	Whether the Listed Entity has issued any Warrants ?	No
4	Whether the Listed Entity has any shares against which depository receipts are issued?	Yes
5	Whether the Listed Entity has any shares in locked-in?	No
6	Whether any shares held by promoters are pledged or otherwise encumbered?	No
7	Whether company has equity shares with differential voting rights	No

Table I - Summary Statement holding of specified securities.


Category (I)	Category of shareholder (II)	Nos. Of share holders (III)	No. of fully paid up equity shares held (IV)	No. Of Partly paid-up equity shares held (V)	No. Of shares underlying Depository Receipts (VI)	Total no. of shares held (VII) = (IV)+(V)+ (VI)	Shareholding as a % of total no. of shares (calculated as per SCRR, 1957) (VIII) As a % of (A+B+C2)	Number of Voting Rights held in each class of securities (IX)			No. Of Shares Outstanding convertible securities (Including Warrants) (X)	Shareholding, as a % assuming full conversion of convertible securities (as % of diluted share capital) (XI)= (VII)+(X) As a % of (A+B+C2)	Number of Locked in shares (XII)		Number of Shares pledged or otherwise encumbered (XIII)		Number of equity shares held in dematerialized form (XIV)	
								No of Voting Rights					Total as a % of (A+B+C)	No. (a)	As a % of total Shares held (b)	No. (a)		As a % of total Shares held (b)
								Class X	Class y	Total								
(A)	Promoter & Promoter Group	2	64006713	0	0	64006713	41.21	64006713	0	64006713	41.21	0	41.21	0	0	0	0	64006213
(B)	Public	239126	91320830	0	0	91320830	58.79	91320830	0	91320830	58.79	0	58.79	0	0	0	0	80115349
(C)	Non Promoter- Non Public	1	0		91240	91240	0.06	0	0	0	0.00	0	0.00	0	0	0	0	91240
(C1)	Shares underlying DRs	1	0		91240	91240	0.00	0	0	0	0.00	0	0.00	0	0	0	0	91240
(C2)	Shares held by Employee Trusts																	
	Total	239129	155327543		91240	155418783	100.00	155327543	0	155327543	100.00	0	100.00					144212802

1




	Category & Name of the Shareholders (I)	PAN (II)	Nos. Of share holders (III)	No. of fully paid up equity shares held (IV)	No. Of Partly paid-up equity shares held (V)	No. Of shares underlying Depository Receipts (VI)	Total nos. shares held (VII) = (IV)+(V)+ (VI)	Shareholding as a % of total no. of shares (calculated as per SCRR, 1957) (VIII) As a % of (A+B+C2)	Number of Voting Rights held in each class of securities (IX)			No. Of Shares Underlying Outstanding convertible securities (Including Warrants) (X)	Shareholding, as a % assuming full conversion of convertible securities (as a% of diluted share capital) (XI)= (VII)+(X) As a % of (A+B+C2)	Number of Locked in shares (XII)		Number of Shares pledged or otherwise encumbered(XIII)		Number of equity shares held in dematerialized form (XIV)	
									No of Voting (XIV) Rights					Total as a % of Total Voting rights (a+b+c)	No. (a)	As a % of total Shares held (b)	No. (a)		As a % of total Shares held (b)
									Class X	Class y	Total								
A	Table II - Statement showing shareholding pattern of the Promoter and Promoter Group																		
(1)	Indian																		
(a)	Individuals/Hindu undivided Family																		
(b)	Central Government/ State Government(s)																		
(c)	Financial Institutions/ Banks																		
(d)	Any Other (specify)Bodies Crporate		2	64006713			64006713	41.21	64006713	64006713	41.21		41.21					64006213	
	Gujarat state Investments Ltd	AABCG4649M		33227546			33227546	21.39	33227546	33227546	21.39		21.39					33227046	
	Gujarat state Fertilizers & Chemicals Ltd	AAACG7996C		30779167			30779167	19.82	30779167	30779167	19.82		19.82					30779167	
	Sub-Total (A)(1)		2	64006713			64006713	41.21	64006713	64006713	41.21		41.21					64006213	
(2)	Foreign																		
(a)	Individuals (NonResident Individuals/																		
(b)	Government																		
(c)	Institutions																		
(d)	Foreign Portfolio Investor																		
(e)	Any Other (specify)																		
	Sub-Total (A)(2)																		
	Total Shareholding of Promoter and Promoter Group (A)=(A)(1)+(A)(2)		2	64006713			64006713	41.21	64006713	64006713	41.21		41.21					64006213	
Details of Shares which remain unclaimed for Promoter & Promoter Group																			
	No of share holders	No of share held																	
	Nil	0																	


(2)



Category & Name of the Shareholders (I)	PAN (II)	Nos. Of share holders (III)	No. of fully paid up equity shares held (IV)	No. Of Partly paid-up equity shares held (V)	No. Of shares underlying Depository Receipts (VI)	Total nos. shares held (VII) = (IV)+(V)+ (VI)	Shareholding as a % of total no. of shares (calculated as per SCRR, 1957) (VIII) As a % of (A+B+C2)	Number of Voting Rights held in each class of securities (IX)			No. Of Shares Underlying Outstanding convertible securities (Including Warrants) (X)	Shareholding as a % assuming full conversion of convertible securities (as a% of diluted share capital) (XI)= (VII)+(X) As a % of (A+B+C2)	Number of Locked in shares (XII)		Number of Shares pledged or otherwise encumbered(XIII)		Number of equity shares held in dematerialized form (XIV)	
								No of Voting (XIV) Rights					Total as a % of Total Voting rights (a+b+c)	No. (a)	As a % of total Shares held (b)	No. (a)		As a % of total Shares held (b)
								Class X	Class Y	Total								
B Table III - Statement showing shareholding pattern of the Public shareholder																		
(1) Institutions																		
(a) Mutual Funds		28	7601870			7601870	4.89	7601870		7601870	4.89		4.89				7591720	
RELIANCE CAPITAL TRUSTEE CO LTD-A/C RELIANCE MID & SMALL CAP FUND	AAATR0090B		3136386			3136386	2.02	3136386		3136386	2.02		2.02				3136386	
(b) Venture Capital Funds																		
(c) Alternate Investment Funds																		
(d) Foreign Venture Capital Investors																		
(e) Foreign Portfolio Investors		81	20066342			20066342	12.92	20066342		20066342	12.92		12.92				20065092	
FIDELITY PURITAN TRUST-FIDELITY LOW-PRICED STOCK FUND	AAATF1551H		12300000			12300000	7.92	12300000		12300000	7.92		7.92				12300000	
FIDELITY NORTHSTAR FUND	AAATF1570C		1600000			1600000	1.03	1600000		1600000	1.03		1.03				1600000	
(f) Financial Institutions/ Banks		43	17052616			17052616	10.98	17052616		17052616	10.98		10.98				17044115	
LIFE INSURANCE CORPORATION OF INDIA	AAACL0582H		11791612			11791612	7.59	11791612		11791612	7.59		7.59				11791112	
GENERAL INSURANCE CORPORATION OF INDIA	AAACG0615N		4276025			4276025	2.75	4276025		4276025	2.75		2.75				4276025	
(g) Insurance Companies																		
(h) Provident Funds/ Pension Funds																		
(i) Any Other (specify)																		
	Sub-Total (B)(1)		152	44720828		44720828	28.79	44720828		44720828	28.79		28.79				44700927	
(2) Central Government/ State Government(s)/ President of India																		
	Sub-Total (B)(2)		0	0		0	0	0		0	0		0.00				0	



	Category & Name of the Shareholders (I)	PAN (II)	Nos. Of share holders (III)	No. of fully paid up equity shares held (IV)	No. Of Partly paid-up equity shares held (V)	No. Of shares underlying Depository Receipts (VI)	Total nos. shares held (VII) = (IV)+(V)+ (VI)	Shareholding as a % of total no. of shares (calculated as per SCRR, 1957) (VIII) As a % of (A+B+C2)	Number of Voting Rights held in each class of securities (IX)			No. Of Shares Underlying Outstanding convertible securities (Including Warrants) (X)	Shareholding as a % assuming full conversion of convertible securities (as a % of diluted share capital) (XI)= (VII)+(X) As a % of (A+B+C2)	Number of Locked in shares (XII)		Number of Shares pledged or otherwise encumbered(XIII)		Number of equity shares held in dematerialized form (XIV)	
									No of Voting (XIV) Rights					Total as a % of Total Voting rights (a+b+c)	No. (a)	As a % of total Shares held (b)	No. (a)		As a % of total Shares held (b)
									Class X	Class Y	Total								
(3)	Non-institutions																		
(a(i))	Individuals - i. Individual shareholders holding nominal share capital up to Rs. 2 lakhs.		230237	29910408			29910408	19.26	29910408		29910408	19.26							20506092
(a(ii))	Individuals - ii. Individual shareholders holding nominal share capital in excess of Rs. 2 lakhs.		71	5772394			5772394	3.72	5772394		5772394	3.72							5772394
(b)	NBFCs registered with RBI																		
(c)	Employee Trusts																		
(d)	Overseas Depositories (holding DRs) (balancing figure)																		
(e)	Any Other (specify)		8666	10917200			10917200	7.03	10917200		10917200	7.03							9135936
	Body Corporates		1202	5752352			5752352	3.70	5752352		5752352	3.70							5722550
	Trust		17	179673			179673	0.12	179673		179673	0.12							179673
	Unclaimed Suspense A/c		1	167439			167439	0.11	167439	0	167439	0.11							167439
	Co-operative Societies		2584	352492			352492	0.23	352492		352492	0.23							600
	Foreign Banks		35	9004			9004	0.01	9004		9004	0.01							999
	HUFs		1610	1601119			1601119	1.03	1601119		1601119	1.03							1601119
	OCBs		1	700			700	0.00	700		700	0.00							0
	Clearing Members		197	242737			242737	0.16	242737		242737	0.16							242737
	NRIs With Repatriation Rights		2382	2323535			2323535	1.50	2323535		2323535	1.50							961287
	NRIs Without Repatriation Rights		636	285649			285649	0.18	285649		285649	0.18							257032
	Foreign Nationals		1	2500			2500	0.00	2500		2500	0.00							2500
	Sub-Total (B)(3)		238974	46600002			46600002	30.00	46600002		46600002	30.00							35414422
	Total Public Shareholding (B)=(B)(1)+(B)(2)+(B)(3)		239126	91320830			91320830	58.79	91320830		91320830	58.79							80115349



Details of the shareholders acting as persons in Concert for Public																		
Name	PAN	No of Shares	Holding %															
1 FIDELITY PURITAN TRUST-FIDELITY LOW-PRICED STOCK FUND	AAATF1551H	12300000	7.91															
2 FIDELITY NORTHSTAR FUND	AAATF1570C	1600000	1.03															
Details of Shares which remain unclaimed for Public																		
No of share holders	Outstanding shares held in dmat or unclaimed suspense account							voting rights which are frozen			Holding %							
4087	167439							167439			0.11							
C Table IV - Statement showing shareholding pattern of the Non Promoter- Non Public shareholder																		
Category & Name of the Shareholders (I)	PAN (II)	Nos. Of share holders (III)	No. of fully paid up equity shares held (IV)	No. Of Partly paid-up equity shares held (V)	No. Of shares underlying Depository Receipts (VI)	Total nos. shares held (VII) = (IV)+(V)+ (VI)	Shareholding as a % of total no. of shares (calculated as per SCRR, 1957) (VIII) As a % of (A+B+C2)	Number of Voting Rights held in each class of securities (IX)			No. Of Shares Underlying Outstanding convertible securities (Including Warrants) (X)	Shareholding as a % assuming full conversion of convertible securities (as a% of diluted share capital) (XI)= (VII)+(X) As a % of (A+B+C2)	Number of Locked in shares (XII)		Number of Shares pledged or otherwise encumbered(XIII)		Number of equity shares held in dematerialized form (XIV)	
								No of Voting (XIV) Rights					Total as a % of Total Voting rights (a+b+c)	No. (a)	As a % of total Shares held (b)	No. (a)		As a % of total Shares held (b)
								Class X	Class y	Total								
(1) Custodian/DR Holder - Name of DR Holders (If Available)		1			91240	91240	0.06										91240	
The Bank of New York Mellon	AACCT2969G				91240	91240	0.06										91240	
(2) Employee Benefit Trust (under SEBI (Share based Employee Benefit) Regulations, 2014)																		
Total NonPromoter- Non Public Shareholding (C)= (C)(1)+(C)(2)		1	0		91240	91240	0.06										91240	
Total (A+B+C2)		239128	155327543			155327543			155327543	100.00							144121562	
Total (A+B+C)		239129	155327543		91240	155418783			155327543	100.00							144212802	

