

Shareholding pattern under Reg. 31 of SEBI (Listing Obligations and Disclosures Requirements) Regulations 2015 for the Quarter ended on 30th September , 2017

General Information about Company

Scrip code	500670
Name of the company	GUJARAT NARMADA VALLEY FERTILIZERS & CHEMICALS LTD
Class of Security	Equity Shares
Type of report	Quarterly
Quarter Ended	30-09-2017
Date of allotment / extinguishment (in case Capital Restructuring selected) / Listing Date	
Shareholding pattern filed under	Regulation 31 (1) (b)


Declaration : The Listed entity is required to submit the following declaration to the extent of submission of information:-

Sr.	Particular	Yes/No
1	Whether the Listed Entity has issued any partly paid up shares?	No
2	Whether the Listed Entity has issued any Convertible Securities ?	No
3	Whether the Listed Entity has issued any Warrants ?	No
4	Whether the Listed Entity has any shares against which depository receipts are issued?	Yes
5	Whether the Listed Entity has any shares in locked-in?	No
6	Whether any shares held by promoters are pledged or otherwise encumbered?	No
7	Whether company has equity shares with differential voting rights	No

Table I - Summary Statement holding of specified securities.


Category (I)	Category of shareholder (II)	Nos. Of share holders (III)	No. of fully paid up equity shares held (IV)	No. Of Partly paid-up equity shares held (V)	No. Of shares underlying Depository Receipts (VI)	Total no. of shares held (VII) = (IV)+(V)+ (VI)	Shareholding as a % of total no. of shares (calculated as per SCRR, 1957) (VIII) As a % of (A+B+C2)	Number of Voting Rights held in each class of securities (IX)			No. Of Shares Underlying Outstanding convertible securities (Including Warrants) (X)	Shareholding, as a % assuming full conversion of convertible securities (as % of diluted share capital) (XI)= (VII)+(X) As a % of (A+B+C2)	Number of Locked in shares (XII)		Number of Shares pledged or otherwise encumbered (XIII)		Number of equity shares held in dematerialized form (XIV)	
								No of Voting Rights					Total as a % of (A+B+C)	No. (a)	As a % of total Shares held (b)	No. (a)		As a % of total Shares held (b)
								Class X	Class y	Total								
(A)	Promoter & Promoter Group	2	64006713	0	0	64006713	41.21	64006713	0	64006713	41.21	0	0	0	0	0	64006713	
(B)	Public	241552	91320830	0	0	91320830	58.79	91320830	0	91320830	58.79	0	0	0	0	0	80356458	
(C)	Non Promoter- Non Public	1	0		91240	91240	0.06	0	0	0	0.00	0	0	0	0	0	91240	
(C1)	Shares underlying DRs	1	0		91240	91240	0.00	0	0	0	0.00	0	0	0	0	0	91240	
(C2)	Shares held by Employee Trusts																	
	Total	241555	155327543		91240	155418783	100.00	155327543	0	155327543	100.00	0	100.00				144454411	

115



	Category & Name of the Shareholders (I)	PAN (II)	Nos. Of share holders (III)	No. of fully paid up equity shares held (IV)	No. Of Partly paid-up equity shares held (V)	No. Of shares underlying Depository Receipts (VI)	Total nos. shares held (VII) = (IV)+(V)+ (VI)	Shareholding as a % of total no. of shares (calculated as per SCRR, 1957) (VIII) As a % of (A+B+C2)	Number of Voting Rights held in each class of securities (IX)			No. Of Shares Underlying Outstanding convertible securities (including Warrants) (X)	Shareholding, as a % assuming full conversion of convertible securities (as a% of diluted share capital) (XI)= (VII)+(X) As a % of (A+B+C2)	Number of Locked in shares (XII)		Number of Shares pledged or otherwise encumbered(XIII)		Number of equity shares held in dematerialized form (XIV)	
									No of Voting (XIV) Rights					Total as a % of Total Voting rights (a+b+c)	No. (a)	As a % of total Shares held (b)	No. (a)		As a % of total Shares held (b)
									Class X	Class y	Total								
A	Table II - Statement showing shareholding pattern of the Promoter and Promoter Group																		
(1)	Indian																		
(a)	Individuals/Hindu undivided Family																		
(b)	Central Government/ State Government(s)																		
(c)	Financial Institutions/ Banks																		
(d)	Any Other (specify)Bodies Crporate		2	64006713			64006713	41.21	64006713		64006713	41.21						64006713	
	Gujarat state Investments Ltd	AABCG4649M		33227546			33227546	21.39	33227546		33227546	21.39						33227546	
	Gujarat state Fertilizers & Chemicals Ltd	AAACG7996C		30779167			30779167	19.82	30779167		30779167	19.82						30779167	
	Sub-Total (A)(1)		2	64006713			64006713	41.21	64006713		64006713	41.21						64006713	
(2)	Foreign																		
(a)	Individuals (NonResident Individuals/																		
(b)	Government																		
(c)	Institutions																		
(d)	Foreign Portfolio Investor																		
(e)	Any Other (specify)																		
	Sub-Total (A)(2)																		
	Total Shareholding of Promoter and Promoter Group (A)=(A)(1)+(A)(2)		2	64006713			64006713	41.21	64006713		64006713	41.21						64006713	
Details of Shares which remain unclaimed for Promoter & Promoter Group																			
	No of share holders	No of share held																	
	Nil	0																	


215



[Handwritten signature]


	Category & Name of the Shareholders (I)	PAN (II)	Nos. Of share holders (III)	No. of fully paid up equity shares held (IV)	No. Of Partly paid-up equity shares held (V)	No. Of shares underlying Depository Receipts (VI)	Total nos. shares held (VII) = (IV)+(V)+ (VI)	Shareholding as a % of total no. of shares (calculated as per SCRR, 1957) (VIII) As a % of (A+B+C2)	Number of Voting Rights held in each class of securities (IX)			No. Of Shares Underlying Outstanding convertible securities (including Warrants) (X)	Shareholding, as a % assuming full conversion of convertible securities (as a% of diluted share capital) (XI)= (VII)+(X) As a % of (A+B+C2)	Number of Locked in shares (XII)		Number of Shares pledged or otherwise encumbered(XIII)		Number of equity shares held in dematerialized form (XIV)	
									No of Voting (XIV) Rights					Total as a % of Total Voting rights (a+b+c)	No. (a)	As a % of total Shares held (b)	No. (a)		As a % of total Shares held (b)
									Class X	Class y	Total								
B	Table III - Statement showing shareholding pattern of the Public shareholder																		
(1)	Institutions																		
(a)	Mutual Funds		30	9288467			9288467	5.98	9288467		9288467	5.98		5.98				9278317	
	RELIANCE CAPITAL TRUSTEE CO LTD-A/C RELIANCE MID & SMALL CAP FUND	AAATR0090B		2686386			2686386	1.73	2686386		2686386	1.73		1.73				2686386	
	DSP Black Rock Small and Mid Cap Fund	AAAJD0430B		2563605			2563605	1.65	2563605		2563605	1.65		1.65				2563605	
	BIRLA SUN LIFE TRUSTEE COMPANY PRIVATE LIMITED A/C BIRLA SUN LIFE PURE VALUE FUND	AAATB0102C		1654596			1654596	1.07	1654596		1654596	1.07		1.07				1654596	
(b)	Venture Capital Funds																		
(c)	Alternate Investment Funds																		
(d)	Foreign Venture Capital Investors																		
(e)	Foreign Portfolio Investors		93	14395193			14395193	9.27	14395193		14395193	9.27		9.27				14393943	
	FIDELITY PURITAN TRUST-FIDELITY LOW-PRICED STOCK FUND	AAATF1551H		6350000			6350000	4.09	6350000		6350000	4.09		4.09				6350000	
(f)	Financial Institutions/ Banks		43	16805469			16805469	10.82	16805469		16805469	10.82		10.82				16796968	
	LIFE INSURANCE CORPORATION OF INDIA	AAACL0582H		11791612			11791612	7.59	11791612		11791612	7.59		7.59				11791112	
	GENERAL INSURANCE CORPORATION OF INDIA	AAACG0615N		4065690			4065690	2.62	4065690		4065690	2.62		2.62				4065690	
(g)	Insurance Companies																		
(h)	Provident Funds/ Pension Funds																		
(i)	Any Other (specify)																		
	Sub-Total (B)(1)		166	40489129			40489129	26.07	40489129		40489129	26.07		26.07				40469228	
(2)	Central Government/ State Government(s)/ President of India																		
	Sub-Total (B)(2)		0	0			0	0	0		0	0		0.00				0	

315




	Category & Name of the Shareholders (I)	PAN (II)	Nos. Of share holders (III)	No. of fully paid up equity shares held (IV)	No. Of Partly paid-up equity shares held (V)	No. Of shares underlying Depository Receipts (VI)	Total nos. shares held (VII) = (IV)+(V)+ (VI)	Shareholding as a % of total no. of shares (calculated as per SCRR, 1957) (VIII) As a % of (A+B+C2)	Number of Voting Rights held in each class of securities (IX)			No. Of Shares Underlying Outstanding convertible securities (including Warrants) (X)	Shareholding, as a % assuming full conversion of convertible securities (as a% of diluted share capital) (XI)= (VII)+(X) As a % of (A+B+C2)	Number of Locked in shares (XII)		Number of Shares pledged or otherwise encumbered(XIII)		Number of equity shares held in dematerialized form (XIV)	
									No of Voting (XIV) Rights					Total as a % of Total Voting rights (a+b+c)	No. (a)	As a % of total Shares held (b)	No. (a)		As a % of total Shares held (b)
									Class X	Class y	Total								
(3)	Non-institutions																		
(a(i))	Individuals - i. Individual shareholders holding nominal share capital up to Rs. 2 lakhs.		232280	30911631			30911631	19.90	30911631		30911631	19.90							21730549
(a(ii))	Individuals - ii. Individual shareholders holding nominal share capital in excess of Rs. 2 lakhs.		84	6940908			6940908	4.47	6940908		6940908	4.47							6940908
(b)	NBFCs registered with RBI																		
(c)	Employee Trusts																		
(d)	Overseas Depositories (holding DRs) (balancing figure)																		
(e)	Any Other (specify)		9022	12979162			12979162	8.36	12979162		12979162	8.36							11215773
	Body Corporates		1279	7544543			7544543	4.86	7544543		7544543	4.86							7514546
	Trust		16	164596			164596	0.11	164596		164596	0.11							164596
	Unclaimed Suspense A/c		1	166713			166713	0.11	166713	0	166713	0.11							166713
	Co-operative Societies		2582	352342			352342	0.23	352342		352342	0.23							600
	Foreign Banks		35	9004			9004	0.01	9004		9004	0.01							999
	HUFs		1785	1852081			1852081	1.19	1852081		1852081	1.19							1852081
	OCBs		1	700			700	0.00	700		700	0.00							0
	Clearing Members		178	245307			245307	0.16	245307		245307	0.16							245307
	NRIs With Repatriation Rights		2435	2351973			2351973	1.51	2351973		2351973	1.51							1006445
	NRIs Without Repatriation Rights		709	289403			289403	0.19	289403		289403	0.19							261986
	Foreign Nationals		1	2500			2500	0.00	2500		2500	0.00							2500
	Sub-Total (B)(3)		241386	50831701			50831701	32.73	50831701		50831701	32.73							39887230
	Total Public Shareholding (B)=(B)(1)+(B)(2)+(B)(3)		241552	91320830			91320830	58.79	91320830		91320830	58.79							80356458

415



Details of the shareholders acting as persons in Concert for Public																			
	Name	PAN		No of Shares	Holding %														
1	FIDELITY PURITAN TRUST-FIDELITY LOW-PRICED STOCK FUND	AAATF1551H		6350000	4.09														
2	FIDELITY NORTHSTAR FUND	AAATF1570C		1000000	0.64														
Details of Shares which remain unclaimed for Public																			
	No of share holders	Outstanding shares held in dmat or unclaimed suspense account				voting rights which are frozen			Holding %										
	4067	166713				166713			0.11										
C Table IV - Statement showing shareholding pattern of the Non Promoter- Non Public shareholder																			
	Category & Name of the Shareholders (I)	PAN (II)	Nos. Of share holders (III)	No. of fully paid up equity shares held (IV)	No. Of Partly paid-up equity shares held (V)	No. Of shares underlying Depository Receipts (VI)	Total nos. shares held (VII) = (IV)+(V)+ (VI)	Shareholding as a % of total no. of shares (calculated as per SCRR, 1957) (VIII) As a % of (A+B+C2)	Number of Voting Rights held in each class of securities (IX)			No. Of Shares Underlying Outstanding convertible securities (Including Warrants) (X)	Shareholding as a % assuming full conversion of convertible securities (as a% of diluted share capital) (XI)= (VII)+(X) As a % of (A+B+C2)	Number of Locked in shares (XII)		Number of Shares pledged or otherwise encumbered(XIII)		Number of equity shares held in dematerialized form (XIV)	
									No of Voting (XIV) Rights					Total as a % of Total Voting rights (a+b+c)	No. (a)	As a % of total Shares held (b)	No. (a)		As a % of total Shares held (b)
									Class X	Class Y	Total								
(1)	Custodian/DR Holder - Name of DR Holders (If Available)		1			91240	91240	0.06											91240
	The Bank of New York Mellon	AACCT2969G				91240	91240	0.06											91240
(2)	Employee Benefit Trust (under SEBI (Share based Employee Benefit) Regulations, 2014)																		
Total NonPromoter- Non Public Shareholding (C)= (C)(1)+(C)(2)			1	0		91240	91240	0.06											91240
Total (A+B+C2)			241554	155327543			155327543			155327543	100.00								144363171
Total (A+B+C)			241555	155327543		91240	155418783			155327543	100.00								144454411

515



(Handwritten signature)