

Shareholding pattern under Reg. 31 of SEBI (Listing Obligations and Disclosures Requirements) Regulations 2015 for the Quarter ended on 30th June, , 2017

General Information about Company

Scrip code	500670
Name of the company	GUJARAT NARMADA VALLEY FERTILIZERS & CHEMICALS LTD
Class of Security	Equity Shares
Type of report	Quarterly
Quarter Ended	30-06-2017
Date of allotment / extinguishment (in case Capital Restructuring selected) / Listing Date	
Shareholding pattern filed under	Regulation 31 (1) (b)


Declaration : The Listed entity is required to submit the following declaration to th extent of submission of information:-

Sr.	Particular	Yes/No
1	Whether the Listed Entity has issued any partly paid up shares?	No
2	Whether the Listed Entity has issued any Convertible Securities ?	No
3	Whether the Listed Entity has issued any Warrants ?	No
4	Whether the Listed Entity has any shares against which depository receipts are issued?	Yes
5	Whether the Listed Entity has any shares in locked-in?	No
6	Whether any shares held by promoters are pledged or otherwise encumbered?	No
7	Whether company has equity shares with differential voting rights	No

Table I - Summary Statement holding of specified securities.

Category (I)	Category of shareholder (II)	Nos. Of share holders (III)	No. of fully paid up equity shares held (IV)	No. Of Partly paid-up equity shares held (V)	No. Of shares underlying Depository Receipts (VI)	Total no. of shares held (VII) = (IV)+(V)+ (VI)	Shareholding as a % of total no. of shares (calculated as per SCRR, 1957) (VIII) As a % of (A+B+C2)	Number of Voting Rights held in each class of securities (IX)			No. Of Shares Underlying Outstanding convertible securities (Including Warrants) (X)	Shareholding, as a % assuming full conversion of convertible securities (as % of diluted share capital) (XI)= (VII)+(X) As a % of (A+B+C2)	Number of Locked in shares (XII)		Number of Shares pledged or otherwise encumbered (XIII)		Number of equity shares held in dematerialized form (XIV)	
								No of Voting Rights					Total as a % of (A+B+C)	No. (a)	As a % of total Shares held (b)	No. (a)		As a % of total Shares held (b)
								Class X	Class y	Total								
(A)	Promoter & Promoter Group	2	64006713	0	0	64006713	41.21	64006713	0	64006713	41.21	0	0	0	0	0	64006713	
(B)	Public	239238	91320830	0	0	91320830	58.79	91320830	0	91320830	58.79	0	0	0	0	0	80274917	
(C)	Non Promoter- Non Public	1	0			91240	0.06	0	0	0	0.00	0	0	0	0	0	91240	
(C1)	Shares underlying DRs	1	0			91240	0.00	0	0	0	0.00	0	0	0	0	0	91240	
(C2)	Shares held by Employee Trusts																	
	Total	239241	155327543		91240	155418783	100.00	155327543	0	155327543	100.00	0	100.00				144372870	

215




	Category & Name of the Shareholders (I)	PAN (II)	Nos. Of share holders (III)	No. of fully paid up equity shares held (IV)	No. Of Partly paid-up equity shares held (V)	No. Of shares underlying Depository Receipts (VI)	Total nos. shares held (VII) = (IV)+(V)+ (VI)	Shareholding as a % of total no. of shares (calculated as per SCRR, 1957) (VIII) As a % of (A+B+C2)	Number of Voting Rights held in each class of securities (IX)			No. Of Shares Outstanding convertible securities (Including Warrants) (X)	Shareholding as a % assuming full conversion of convertible securities (as a% of diluted share capital) (XI)= (VII)+(X) As a % of (A+B+C2)	Number of Locked in shares (XII)		Number of Shares pledged or otherwise encumbered(XIII)		Number of equity shares held in dematerialized form (XIV)	
									No of Voting (XIV) Rights					Total as a % of Total Voting rights (a+b+c)	No. (a)	As a % of total Shares held (b)	No. (a)		As a % of total Shares held (b)
									Class X	Class Y	Total								
A	Table II - Statement showing shareholding pattern of the Promoter and Promoter Group																		
(1)	Indian																		
(a)	Individuals/Hindu undivided Family																		
(b)	Central Government/ State Government(s)																		
(c)	Financial Institutions/ Banks																		
(d)	Any Other (specify)Bodies Crporate		2	64006713			64006713	41.21	64006713	64006713	41.21	41.21						64006713	
	Gujarat state Investments Ltd	AABCG4649M		33227546			33227546	21.39	33227546	33227546	21.39	21.39						33227546	
	Gujarat state Fertilizers & Chemicals Ltd	AAACG7996C		30779167			30779167	19.82	30779167	30779167	19.82	19.82						30779167	
	Sub-Total (A)(1)		2	64006713			64006713	41.21	64006713	64006713	41.21	41.21						64006713	
(2)	Foreign																		
(a)	Individuals (NonResident Individuals/																		
(b)	Government																		
(c)	Institutions																		
(d)	Foreign Portfolio Investor																		
(e)	Any Other (specify)																		
	Sub-Total (A)(2)																		
	Total Shareholding of Promoter and Promoter Group (A)=(A)(1)+(A)(2)		2	64006713			64006713	41.21	64006713	64006713	41.21	41.21						64006713	
Details of Shares which remain unclaimed for Promoter & Promoter Group																			
	No of share holders	No of share held																	
	Nil	0																	

376 215




	Category & Name of the Shareholders (I)	PAN (II)	Nos. Of share holders (III)	No. of fully paid up equity shares held (IV)	No. Of Partly paid-up equity shares held (V)	No. Of shares underlying Depository Receipts (VI)	Total nos. shares held (VII) = (IV)+(V)+ (VI)	Shareholding as a % of total no. of shares (calculated as per SCRR, 1957) (VIII) As a % of (A+B+C2)	Number of Voting Rights held in each class of securities (IX)			No. Of Shares Outstanding convertible securities (Including Warrants) (X)	Shareholding, as a % assuming full conversion of convertible securities (as a% of diluted share capital) (XI)= (VII)+(X) As a % of (A+B+C2)	Number of Locked in shares (XII)		Number of Shares pledged or otherwise encumbered(XIII)		Number of equity shares held in dematerialized form (XIV)	
									No of Voting (XIV) Rights					Total as a % of Total Voting rights (a+b+c)	No. (a)	As a % of total Shares held (b)	No. (a)		As a % of total Shares held (b)
									Class X	Class y	Total								
B	Table III - Statement showing shareholding pattern of the Public shareholder																		
(1)	Institutions																		
(a)	Mutual Funds		28	8521815			8521815	5.49	8521815		8521815	5.49		5.49					8511665
	RELIANCE CAPITAL TRUSTEE CO LTD-A/C RELIANCE MID & SMALL CAP FUND	AAATR0090B		3136386			3136386	2.02	3136386		3136386	2.02		2.02					3136386
	DSP Black Rock Small and Mid Cap Fund			1988416			1988416	1.28	1988416		1988416	1.28		1.28					1988416
(b)	Venture Capital Funds																		
(c)	Alternate Investment Funds																		
(d)	Foreign Venture Capital Investors																		
(e)	Foreign Portfolio Investors		89	16145024			16145024	10.39	16145024		16145024	10.39		10.39					16143774
	FIDELITY PURITAN TRUST-FIDELITY LOW-PRICED STOCK FUND	AAATF1551H		8000000			8000000	5.15	8000000		8000000	5.15		5.15					8000000
(f)	Financial Institutions/ Banks		43	16923481			16923481	10.90	16923481		16923481	10.90		10.90					16914980
	LIFE INSURANCE CORPORATION OF INDIA	AAACL0582H		11791612			11791612	7.59	11791612		11791612	7.59		7.59					11791112
	GENERAL INSURANCE CORPORATION OF INDIA	AAACG0615N		4100690			4100690	2.64	4100690		4100690	2.64		2.64					4100690
(g)	Insurance Companies																		
(h)	Provident Funds/ Pension Funds																		
(i)	Any Other (specify)																		
	Sub-Total (B)(1)		160	41590320			41590320	26.78	41590320		41590320	26.78		26.78					41570419
(2)	Central Government/ State Government(s)/ President of India																		
	Sub-Total (B)(2)		0	0			0	0	0		0	0		0.00					0

446 315



	Category & Name of the Shareholders (I)	PAN (II)	Nos. Of share holders (III)	No. of fully paid up equity shares held (IV)	No. Of Partly paid-up equity shares held (V)	No. Of shares underlying Depository Receipts (VI)	Total nos. shares held (VII) = (IV)+(V)+ (VI)	Shareholding as a % of total no. of shares (calculated as per SCRR, 1957) (VIII) As a % of (A+B+C2)	Number of Voting Rights held in each class of securities (IX)			No. Of Shares Underlying Outstanding convertible securities (Including Warrants) (X)	Shareholding as a % assuming full conversion of convertible securities (as a% of diluted share capital) (XI)= (VII)+(X) As a % of (A+B+C2)	Number of Locked in shares (XII)		Number of Shares pledged or otherwise encumbered(XIII)		Number of equity shares held in dematerialized form (XIV)	
									No of Voting (XIV) Rights					Total as a % of Total Voting rights (a+b+c)	No. (a)	As a % of total Shares held (b)	No. (a)		As a % of total Shares held (b)
									Class X	Class Y	Total								
(3)	Non-institutions																		
(a(i))	Individuals - i.Individual shareholders holding nominal share capital up to Rs. 2 lakhs.		230078	30915749			30915749	19.90	30915749		30915749	19.90							21656442
(a(ii))	Individuals - ii. Individual shareholders holding nominal share capital in excess of Rs. 2 lakhs.		94	6946453			6946453	4.47	6946453		6946453	4.47							6946453
	Dolly Khanna	ADOPD7812J		1573373			1573373	1.01	1573373		1573373	1.01							1573373
(b)	NBFCs registered with RBI																		
(c)	Employee Trusts																		
(d)	Overseas Depositories (holding DRs) (balancing figure)																		
(e)	Any Other (specify)		8906	11868308			11868308	7.64	11868308		11868308	7.64							10101603
	Body Corporates		1197	6415790			6415790	4.13	6415790		6415790	4.13							6385760
	Trust		17	195346			195346	0.13	195346		195346	0.13							195346
	Unclaimed Suspense A/c		1	166746			166746	0.11	166746	0	166746	0.11							166746
	Co-operative Societies		2584	352492			352492	0.23	352492		352492	0.23							600
	Foreign Banks		35	9004			9004	0.01	9004		9004	0.01							999
	HUFs		1809	1887079			1887079	1.21	1887079		1887079	1.21							1887079
	OCBs		1	700			700	0.00	700		700	0.00							0
	Clearing Members		168	185279			185279	0.12	185279		185279	0.12							185279
	NRIs With Repatriation Rights		2408	2359757			2359757	1.52	2359757		2359757	1.52							1010929
	NRIs Without Repatriation Rights		685	293615			293615	0.19	293615		293615	0.19							266365
	Foreign Nationals		1	2500			2500	0.00	2500		2500	0.00							2500
	Sub-Total (B)(3)		239078	49730510			49730510	32.02	49730510		49730510	32.02							38704498
	Total Public Shareholding (B)=(B)(1)+(B)(2)+(B)(3)		239238	91320830			91320830	58.79	91320830		91320830	58.79							80274917

5/16 415



Details of the shareholders acting as persons in Concert for Public																		
Name	PAN	No of Shares	Holding %															
1 FIDELITY PURITAN TRUST-FIDELITY LOW-PRICED STOCK FUND	AAATF1551H	8000000	5.15															
2 FIDELITY NORTHSTAR FUND	AAATF1570C	1000000	0.64															
Details of Shares which remain unclaimed for Public																		
No of share holders	Outstanding shares held in drmat or unclaimed suspense account				voting rights which are frozen			Holding %										
4068	166746				166746			0.11										
Table IV - Statement showing shareholding pattern of the Non Promoter- Non Public shareholder																		
Category & Name of the Shareholders (I)	PAN (II)	Nos. Of share holders (III)	No. of fully paid up equity shares held (IV)	No. Of Partly paid-up equity shares held (V)	No. Of shares underlying Depository Receipts (VI)	Total nos. shares held (VII) = (IV)+(V)+ (VI)	Shareholding as a % of total no. of shares (calculated as per SCRR, 1957) (VIII) As a % of (A+B+C2)	Number of Voting Rights held in each class of securities (IX)			No. Of Shares Underlying Outstanding convertible securities (Including Warrants) (X)	Shareholding, as a % assuming full conversion of convertible securities (as a% of diluted share capital) (XI)= (VII)+(X) As a % of (A+B+C2)	Number of Locked in shares (XII)		Number of Shares pledged or otherwise encumbered(XIII)		Number of equity shares held in dematerialized form (XIV)	
								No of Voting (XIV) Rights					Total as a % of Total Voting rights (a+b+c)	No. (a)	As a % of total Shares held (b)	No. (a)		As a % of total Shares held (b)
								Class X	Class y	Total								
(1) Custodian/DR Holder - Name of DR Holders (If Available)		1			91240	91240	0.06										91240	
The Bank of New York Mellon	AACCT2969G				91240	91240	0.06										91240	
(2) Employee Benefit Trust (under SEBI (Share based Employee Benefit) Regulations, 2014)																		
Total NonPromoter- Non Public Shareholding (C)= (C)(1)+(C)(2)		1	0		91240	91240	0.06										91240	
Total (A+B+C2)		239240	155327543			155327543			155327543	100.00							144281630	
Total (A+B+C)		239241	155327543		91240	155418783			155327543	100.00							144372870	

6/5
5/5

